

Institution: University of Akron Main Campus (200800) User ID: 39C0021

Completions Overview

Welcome to the IPEDS Completions survey component. The Completions component is one of several IPEDS components that is conducted during the Fall data collection period. It collects the number of degrees and certificates awarded by field of study, level of award, race/ethnicity, and gender. The reporting period for the Completions component is during the 12-month time period beginning July 1 of the previous calendar year and ending June 30 of the current calendar year; therefore, for this year's Completions component, the reporting period is between July 1, 2015 and June 30, 2016. The Completions component is also collecting the number of students (e.g., completers) who earned awards between July 1, 2015 and June 30, 2016.

Completions Common Errors

Some common completions component errors include the following:

- Including award levels on your current year Completions that were not reported on your previous year's (PY) Institutional Characteristics (IC). [Award levels in the PY IC component cannot be changed; therefore, contact the IPEDS Help Desk at 1-877-225-2568 if you need assistance.]
- Forgetting to select CIP codes for new programs of study that are offered by the institution, but do not have completions for the reporting period.
- Forgetting to enter in zero in at least one of the cells for CIP codes that do not have completions.

Recent Changes

- The following question on **distance education** has been added to the bottom of each individual "CIP Data" screen:
"Is this program offered as a distance education program?"
- The following two screens, which collect data specifically on students were added to this component, beginning in the 2013-14 survey year:
 - **"All Completers"** - Collects the number of students who earned an award between July 1, 2015 and June 30, 2016 by gender and race/ethnicity. (The intent of this screen is to collect an **unduplicated count** of total numbers of completers.)
 - **"Completers by Level"** - Collects the number of students who earned an award between July 1, 2015 and June 30, 2016 by award level and 1) by gender; 2) by race/ethnicity; and 3) by age.
- The definition for Post-baccalaureate Certificate has changed slightly for the 2016-17 collection. The new definition is as follows: **An award that requires completion of an organized program of study beyond the bachelor's. It is designed for persons who have completed a baccalaureate degree, but does not meet the requirements of a master's degree.**

NOTE: Even though Teacher Preparation certificate programs may require a bachelor's degree for admission, they are considered sub-baccalaureate undergraduate programs, and students in these programs are undergraduate students.

General Information

CIP Codes:

The [CIP 2010 Website](#) includes a list of new CIP codes, a list of deleted CIP codes, a list of moved CIP Codes, and an online crosswalk of the 2000 CIP and 2010 CIP.

The Resources Page of the CIP 2010 website contains many valuable resources including:

- CIP 2010 Manual and copies of previous editions of the CIP Manual
- Crosswalk between the 2000 CIP codes and the 2010 CIP codes in Excel format

Keep in mind that some information provided by institutions on the Completions component appear in the [College Navigator](#), which is a major tool used by consumers searching for information about postsecondary education. It is therefore vitally important that you include accurate information about your institution.

Survey materials can be downloaded using the following link: [Survey Materials](#).

The prior year revision system can be accessed using the following link: [Prior Year Revision System](#)

Completions CIP Data

CIPCODE	Award Level	Major	Gender	Non Resident Alien	Hispanic / Latino	American Indian or Alaska Native	Asian	Black or African American	Native Hawaiian or Other Pacific Islander	White	Two or more Races	Race/ ethnicity unknown	Total	distance education program
04.0301 City/Urban, Community and Regional Planning	1 - Awards of less than 1 academic year	1	Men	0	0	0	0	0	0	0	0	0	0	
			Women	0	0	0	0	0	0	0	0	0	0	
			Total	0	0	0	0	0	0	0	0	0	0	No
04.0301 City/Urban, Community and Regional Planning	5 - Bachelor's degree	1	Men	0	0	0	0	0	0	0	0	0	0	
			Women	0	0	0	0	0	0	0	0	0	0	
			Total	0	0	0	0	0	0	0	0	0	0	No
04.0301 City/Urban, Community and Regional Planning	7 - Master's degree	1	Men	0	0	0	0	0	0	0	0	0	0	
			Women	0	0	0	0	0	0	0	0	0	0	
			Total	0	0	0	0	0	0	0	0	0	0	No
04.0301 City/Urban, Community and Regional Planning	5 - Bachelor's degree	2	Men	0	0	0	0	0	0	0	0	0	0	
			Women	0	0	0	0	0	0	0	0	0	0	
			Total	0	0	0	0	0	0	0	0	0	0	No
05.0101 African Studies	1 - Awards of less than 1 academic year	1	Men	0	0	0	0	0	0	0	0	0	0	
			Women	0	0	0	0	0	0	0	0	0	0	
			Total	0	0	0	0	0	0	0	0	0	0	No
05.0107 Latin American Studies	1 - Awards of less than 1 academic year	1	Men	0	0	0	0	0	0	0	0	0	0	
			Women	0	0	0	0	0	0	0	0	0	0	
			Total	0	0	0	0	0	0	0	0	0	0	No
05.0108 Near and Middle Eastern Studies	1 - Awards of less than 1 academic year	1	Men	0	0	0	0	0	0	0	0	0	0	
			Women	0	0	0	0	0	0	0	0	0	0	
			Total	0	0	0	0	0	0	0	0	0	0	No
05.0108 Near and Middle Eastern Studies	8 - Post-Master's certificates	1	Men	0	0	0	0	0	0	0	0	0	0	
			Women	0	0	0	0	0	0	0	0	0	0	
			Total	0	0	0	0	0	0	0	0	0	0	No
05.0207 Women's Studies	1 - Awards of less than 1 academic year	1	Men	0	0	0	0	0	0	0	0	0	0	
			Women	0	0	0	0	0	0	0	0	0	0	
			Total	0	0	0	0	0	0	0	0	0	0	No
05.0207 Women's Studies	6 - Postbaccalaureate certificates	1	Men	0	0	0	0	0	0	1	0	0	1	
			Women	0	0	0	0	0	0	0	0	0	0	
			Total	0	0	0	0	0	0	1	0	0	1	No
05.0207 Women's Studies	8 - Post-Master's certificates	1	Men	0	0	0	0	0	0	0	0	0	0	
			Women	0	0	0	0	0	0	0	0	0	0	
			Total	0	0	0	0	0	0	0	0	0	0	No
09.0101 Speech Communication and Rhetoric	5 - Bachelor's degree	1	Men	0	0	0	0	0	0	1	0	0	1	
			Women	0	0	0	0	0	0	9	0	0	9	
			Total	0	0	0	0	0	0	10	0	0	10	No
09.0101 Speech Communication and Rhetoric	7 - Master's degree	1	Men	1	0	0	0	0	0	0	0	0	1	
			Women	0	0	0	0	3	0	9	0	0	12	
			Total	1	0	0	0	3	0	9	0	0	13	No
09.0101 Speech Communication and Rhetoric	5 - Bachelor's degree	2	Men	0	0	0	0	0	0	1	0	0	1	
			Women	0	1	0	0	0	0	2	0	0	3	
			Total	0	1	0	0	0	0	3	0	0	4	No
09.0499 Journalism, Other	5 - Bachelor's degree	1	Men	0	0	0	0	0	0	1	0	0	1	
			Women	0	0	0	0	0	0	2	0	0	2	

CIPCODE	Award Level	Major	Gender	Non Resident Alien	Hispanic / Latino	American Indian or Alaska Native	Asian	Black or African American	Native Hawaiian or Other Pacific Islander	White	Two or more Races	Race/ ethnicity unknown	Total	distance education program
09.0499 Journalism, Other	5 - Bachelor's degree	2	Total	0	0	0	0	0	0	3	0	0	3	No
			Men	0	0	0	0	0	0	0	0	0	0	
			Women	0	0	0	0	0	0	0	0	0	0	0
09.0701 Radio and Television	5 - Bachelor's degree	1	Total	0	0	0	0	0	0	0	0	0	0	No
			Men	0	0	0	0	1	0	12	2	0	15	
			Women	0	0	0	0	3	0	2	0	0	5	
09.0701 Radio and Television	5 - Bachelor's degree	2	Total	0	0	0	0	4	0	14	2	0	20	No
			Men	0	1	0	0	0	0	0	0	1		
			Women	0	0	0	0	1	0	0	0	0	1	
09.0799 Radio, Television, and Digital Communication, Other	5 - Bachelor's degree	1	Total	0	1	0	0	1	0	0	0	0	2	No
			Men	0	2	0	1	3	0	10	0	0	16	
			Women	0	0	0	0	2	0	4	0	0	6	
09.0799 Radio, Television, and Digital Communication, Other	5 - Bachelor's degree	2	Total	0	2	0	1	5	0	14	0	0	22	No
			Men	0	0	0	0	0	0	0	0	0	0	
			Women	0	0	0	0	0	0	1	0	0	1	
09.0901 Organizational Communication, General	1 - Awards of less than 1 academic year	1	Total	0	0	0	0	0	0	1	0	0	1	No
			Men	0	0	0	0	0	0	0	0	0	0	
			Women	0	0	0	0	0	0	0	0	0	0	
09.0901 Organizational Communication, General	5 - Bachelor's degree	1	Total	0	0	0	0	0	0	0	0	0	0	No
			Men	0	0	0	0	1	0	10	1	2	14	
			Women	0	2	0	1	0	0	20	0	0	23	
09.0901 Organizational Communication, General	5 - Bachelor's degree	2	Total	0	2	0	1	1	0	30	1	2	37	No
			Men	0	0	0	0	0	0	0	0	0	0	
			Women	0	0	0	0	0	0	2	0	0	2	
09.0902 Public Relations/Image Management	5 - Bachelor's degree	1	Total	0	0	0	0	0	0	2	0	0	2	No
			Men	0	0	0	0	2	0	5	0	0	7	
			Women	0	2	0	0	6	0	27	1	0	36	
09.0902 Public Relations/Image Management	5 - Bachelor's degree	2	Total	0	2	0	0	8	0	32	1	0	43	No
			Men	0	0	0	0	0	0	0	0	0	0	
			Women	0	0	0	0	0	0	2	0	0	2	
11.0201 Computer Programming/Programmer, General	5 - Bachelor's degree	1	Total	0	0	0	0	0	0	2	0	0	2	No
			Men	0	0	0	0	0	0	0	2	0	0	
			Women	0	0	0	0	0	0	0	0	0	0	
11.0299 Computer Programming, Other	5 - Bachelor's degree	1	Total	0	0	0	0	0	0	0	0	1	1	No
			Men	0	0	0	0	0	0	0	0	0	0	
			Women	0	0	0	0	0	0	0	0	0	0	
11.0401 Information Science/Studies	5 - Bachelor's degree	1	Total	0	0	0	0	0	0	9	1	0	12	
			Men	2	0	0	0	0	0	9	1	0	12	
			Women	0	0	0	1	0	0	0	0	0	1	
11.0401 Information Science/Studies	7 - Master's degree	1	Total	2	0	0	1	0	0	9	1	0	13	No
			Men	21	1	0	1	0	0	3	0	0	26	
			Women	11	0	0	1	0	0	0	0	0	12	
11.0501		1	Total	32	1	0	2	0	0	3	0	0	38	No
			Men	0	0	0	0	0	0	0	0	0	0	
			Women	0	0	0	0	0	0	1	0	0	1	

CIPCODE	Award Level	Major	Gender	Non Resident Alien	Hispanic / Latino	American Indian or Alaska Native	Asian	Black or African American	Native Hawaiian or Other Pacific Islander	White	Two or more Races	Race/ ethnicity unknown	Total	distance education program
Computer Systems Analysis/Analyst	1 - Awards of less than 1 academic year		Total	0	0	0	0	0	0	1	0	0	1	No
11.0501 Computer Systems Analysis/Analyst	3 - Associate's degree	1	Men	0	0	0	0	7	0	37	2	6	52	
			Women	0	0	0	0	0	0	6	0	0	6	
			Total	0	0	0	0	7	0	43	2	6	58	No
11.0501 Computer Systems Analysis/Analyst	6 - Postbaccalaureate certificates	1	Men	0	0	0	0	0	0	0	0	0	0	
			Women	0	0	0	0	0	0	0	0	0	0	
			Total	0	0	0	0	0	0	0	0	0	0	No
11.0501 Computer Systems Analysis/Analyst	8 - Post-Master's certificates	1	Men	0	0	0	0	0	0	0	0	0	0	
			Women	0	0	0	0	0	0	0	0	0	0	
			Total	0	0	0	0	0	0	0	0	0	0	No
11.0701 Computer Science	1 - Awards of less than 1 academic year	1	Men	0	0	0	0	0	0	0	0	0	0	
			Women	0	0	0	0	0	0	0	0	0	0	
			Total	0	0	0	0	0	0	0	0	0	0	No
11.0701 Computer Science	5 - Bachelor's degree	1	Men	0	0	0	0	0	0	0	0	0	0	
			Women	0	0	0	0	0	0	0	0	0	0	
			Total	0	0	0	0	0	0	0	0	0	0	No
11.0701 Computer Science	7 - Master's degree	1	Men	26	0	0	0	0	0	3	0	0	29	
			Women	12	0	0	0	0	0	1	0	0	13	
			Total	38	0	0	0	0	0	4	0	0	42	No
11.0801 Web Page, Digital/Multimedia and Information Resources Design	1 - Awards of less than 1 academic year	1	Men	0	0	0	0	0	0	2	0	1	3	
			Women	0	0	0	0	0	0	0	0	0	0	
			Total	0	0	0	0	0	0	2	0	1	3	No
11.0801 Web Page, Digital/Multimedia and Information Resources Design	7 - Master's degree	1	Men	0	0	0	0	0	0	0	0	0	0	
			Women	0	0	0	0	0	0	0	0	0	0	
			Total	0	0	0	0	0	0	0	0	0	0	No
11.0801 Web Page, Digital/Multimedia and Information Resources Design	8 - Post-Master's certificates	1	Men	0	0	0	0	0	0	0	0	0	0	
			Women	0	0	0	0	0	0	0	0	0	0	
			Total	0	0	0	0	0	0	0	0	0	0	No
11.0802 Data Modeling/Warehousing and Database Administration	1 - Awards of less than 1 academic year	1	Men	0	0	0	0	0	0	0	0	0	0	
			Women	0	0	0	0	0	0	0	0	0	0	
			Total	0	0	0	0	0	0	0	0	0	0	No
11.0901 Computer Systems Networking and Telecommunications	1 - Awards of less than 1 academic year	1	Men	0	0	0	0	0	0	1	1	0	2	
			Women	0	0	0	0	0	0	0	0	0	0	
			Total	0	0	0	0	0	0	1	1	0	2	No
11.0901 Computer Systems Networking and Telecommunications	3 - Associate's degree	1	Men	0	0	0	0	0	0	3	0	0	3	
			Women	0	0	0	0	1	0	1	0	0	2	
			Total	0	0	0	0	1	0	4	0	0	5	No
11.0901 Computer Systems Networking and Telecommunications	5 - Bachelor's degree	1	Men	1	0	0	1	3	0	40	0	0	45	
			Women	1	1	0	1	0	0	7	1	0	11	
			Total	2	1	0	2	3	0	47	1	0	56	No
11.0901 Computer Systems Networking and Telecommunications	5 - Bachelor's degree	2	Men	1	0	0	1	3	0	40	0	0	45	
			Women	1	1	0	1	0	0	7	1	0	11	

CIPCODE	Award Level	Major	Gender	Non Resident Alien	Hispanic / Latino	American Indian or Alaska Native	Asian	Black or African American	Native Hawaiian or Other Pacific Islander	White	Two or more Races	Race/ ethnicity unknown	Total	distance education program
13.1202 Elementary Education and Teaching	17 - Doctor's degree - research / scholarship	1	Men	0	0	0	0	0	0	0	0	0	0	
			Women	0	0	0	0	0	0	4	0	0	4	
			Total	0	0	0	0	0	0	4	0	0	4	No
13.1203 Junior High/Intermediate/Middle School Education and Teaching	5 - Bachelor's degree	1	Men	0	0	0	0	0	0	12	1	0	13	
			Women	0	0	0	0	1	0	27	1	0	29	
			Total	0	0	0	0	1	0	39	2	0	42	No
13.1203 Junior High/Intermediate/Middle School Education and Teaching	5 - Bachelor's degree	2	Men	0	0	0	0	0	0	12	1	0	13	
			Women	0	0	0	0	1	0	27	1	0	29	
			Total	0	0	0	0	1	0	39	2	0	42	No
13.1205 Secondary Education and Teaching	7 - Master's degree	1	Men	0	0	0	0	0	0	6	0	0	6	
			Women	1	0	0	0	0	0	6	0	3	10	
			Total	1	0	0	0	0	0	12	0	3	16	No
13.1205 Secondary Education and Teaching	17 - Doctor's degree - research / scholarship	1	Men	0	0	0	0	0	0	2	0	0	2	
			Women	0	0	0	0	0	0	2	0	0	2	
			Total	0	0	0	0	0	0	4	0	0	4	No
13.1210 Early Childhood Education and Teaching	1 - Awards of less than 1 academic year	1	Men	0	0	0	0	0	0	0	0	0	0	
			Women	0	0	0	0	0	0	0	0	0	0	
			Total	0	0	0	0	0	0	0	0	0	0	No
13.1210 Early Childhood Education and Teaching	5 - Bachelor's degree	1	Men	0	0	0	0	0	0	2	0	0	2	
			Women	0	0	0	2	9	0	67	2	4	84	
			Total	0	0	0	2	9	0	69	2	4	86	No
13.1210 Early Childhood Education and Teaching	5 - Bachelor's degree	2	Men	0	0	0	0	0	0	0	0	0	0	
			Women	0	0	0	0	0	0	0	0	0	0	
			Total	0	0	0	0	0	0	0	0	0	0	No
13.1302 Art Teacher Education	5 - Bachelor's degree	1	Men	0	0	0	0	0	0	0	0	0	0	
			Women	0	0	0	0	0	0	2	0	0	2	
			Total	0	0	0	0	0	0	2	0	0	2	No
13.1302 Art Teacher Education	7 - Master's degree	1	Men	0	0	0	0	0	0	2	0	0	2	
			Women	0	0	0	0	0	0	0	0	0	0	
			Total	0	0	0	0	0	0	2	0	0	2	No
13.1302 Art Teacher Education	5 - Bachelor's degree	2	Men	0	0	0	0	0	0	0	0	0	0	
			Women	0	0	0	0	0	0	0	0	0	0	
			Total	0	0	0	0	0	0	0	0	0	0	No
13.1305 English/Language Arts Teacher Education	5 - Bachelor's degree	1	Men	0	0	0	0	0	0	1	0	0	1	
			Women	0	0	0	0	1	0	16	1	1	19	
			Total	0	0	0	0	1	0	17	1	1	20	No
13.1305 English/Language Arts Teacher Education	7 - Master's degree	1	Men	0	0	0	0	0	0	1	0	0	1	
			Women	0	0	0	0	0	0	3	1	0	4	
			Total	0	0	0	0	0	0	4	1	0	5	No
13.1305 English/Language Arts Teacher Education	5 - Bachelor's degree	2	Men	0	0	0	0	0	0	0	0	0	0	
			Women	0	0	0	0	0	0	0	0	0	0	
			Total	0	0	0	0	0	0	0	0	0	0	No
13.1308 Family and Consumer Sciences/Home Economics Teacher Education	5 - Bachelor's degree	1	Men	0	0	0	0	0	0	0	0	0	0	
			Women	0	0	0	0	0	0	1	0	0	1	
			Total	0	0	0	0	0	0	1	0	0	1	No

CIPCODE	Award Level	Major	Gender	Non Resident Alien	Hispanic / Latino	American Indian or Alaska Native	Asian	Black or African American	Native Hawaiian or Other Pacific Islander	White	Two or more Races	Race/ ethnicity unknown	Total	distance education program
13.1308 Family and Consumer Sciences/Home Economics Teacher Education	7 - Master's degree	1	Men	0	0	0	0	0	0	0	0	0	0	
			Women	0	0	0	0	0	0	0	0	0	0	
			Total	0	0	0	0	0	0	0	0	0	0	No
13.1308 Family and Consumer Sciences/Home Economics Teacher Education	5 - Bachelor's degree	2	Men	0	0	0	0	0	0	0	0	0	0	
			Women	0	0	0	0	0	0	0	0	0	0	
			Total	0	0	0	0	0	0	0	0	0	0	No
13.1311 Mathematics Teacher Education	5 - Bachelor's degree	1	Men	0	0	0	0	0	0	6	0	0	6	
			Women	0	0	0	0	0	5	0	0	5		
			Total	0	0	0	0	0	11	0	0	11	No	
13.1311 Mathematics Teacher Education	7 - Master's degree	1	Men	0	0	0	0	0	0	0	0	0	0	
			Women	0	0	0	0	0	1	0	0	1		
			Total	0	0	0	0	0	1	0	0	1	No	
13.1311 Mathematics Teacher Education	5 - Bachelor's degree	2	Men	0	0	0	0	0	0	0	0	0	0	
			Women	0	0	0	0	0	0	0	0	0	0	
			Total	0	0	0	0	0	0	0	0	0	0	No
13.1312 Music Teacher Education	5 - Bachelor's degree	1	Men	0	0	0	0	0	0	5	0	0	5	
			Women	0	0	0	1	0	4	0	0	5		
			Total	0	0	0	1	0	9	0	0	10	No	
13.1312 Music Teacher Education	7 - Master's degree	1	Men	0	0	0	0	0	0	2	0	0	2	
			Women	0	0	0	0	0	5	0	0	5		
			Total	0	0	0	0	0	7	0	0	7	No	
13.1312 Music Teacher Education	5 - Bachelor's degree	2	Men	0	0	0	0	0	0	0	0	0	0	
			Women	0	0	0	0	0	0	0	0	0	0	
			Total	0	0	0	0	0	0	0	0	0	0	No
13.1314 Physical Education Teaching and Coaching	1 - Awards of less than 1 academic year	1	Men	0	0	0	0	0	0	0	0	0	0	
			Women	0	0	0	0	0	0	0	0	0	0	
			Total	0	0	0	0	0	0	0	0	0	0	No
13.1314 Physical Education Teaching and Coaching	5 - Bachelor's degree	1	Men	0	1	0	0	2	0	20	1	0	24	
			Women	0	0	0	0	2	0	6	0	0	8	
			Total	0	1	0	0	4	0	26	1	0	32	No
13.1314 Physical Education Teaching and Coaching	7 - Master's degree	1	Men	0	1	0	0	7	0	21	0	1	30	
			Women	0	0	0	0	0	9	1	1	11		
			Total	0	1	0	0	7	0	30	1	2	41	Yes
13.1314 Physical Education Teaching and Coaching	5 - Bachelor's degree	2	Men	0	0	0	0	0	0	0	0	0	0	
			Women	0	0	0	0	0	0	0	0	0	0	
			Total	0	0	0	0	0	0	0	0	0	0	No
13.1315 Reading Teacher Education	7 - Master's degree	1	Men	0	0	0	0	0	0	0	0	0	0	
			Women	2	0	0	0	1	0	8	1	2	14	
			Total	2	0	0	0	1	0	8	1	2	14	No
13.1315 Reading Teacher Education	8 - Post-Master's certificates	1	Men	0	0	0	0	0	0	0	0	0	0	
			Women	0	0	0	0	0	0	0	0	0	0	
			Total	0	0	0	0	0	0	0	0	0	0	No
13.1316	5 - Bachelor's degree	1	Men	0	0	0	0	0	0	2	0	0	2	
			Women	0	0	0	0	0	0	2	0	0	2	

CIPCODE	Award Level	Major	Gender	Non Resident Alien	Hispanic / Latino	American Indian or Alaska Native	Asian	Black or African American	Native Hawaiian or Other Pacific Islander	White	Two or more Races	Race/ ethnicity unknown	Total	distance education program
16.0301 Chinese Language and Literature	6 - Postbaccalaureate certificates	1	Men	0	0	0	0	0	0	0	0	0	0	
			Women	0	0	0	0	0	0	0	0	0	0	
			Total	0	0	0	0	0	0	0	0	0	0	No
16.0301 Chinese Language and Literature	8 - Post-Master's certificates	1	Men	0	0	0	0	0	0	0	0	0	0	
			Women	0	0	0	0	0	0	0	0	0	0	
			Total	0	0	0	0	0	0	0	0	0	0	No
16.0301 Chinese Language and Literature	5 - Bachelor's degree	2	Men	0	0	0	0	0	0	0	0	0	0	
			Women	0	0	0	0	0	0	0	0	0	0	
			Total	0	0	0	0	0	0	0	0	0	0	No
16.0901 French Language and Literature	1 - Awards of less than 1 academic year	1	Men	0	0	0	0	0	0	0	0	0	0	
			Women	0	0	0	0	0	0	0	0	0	0	
			Total	0	0	0	0	0	0	0	0	0	0	No
16.0901 French Language and Literature	5 - Bachelor's degree	1	Men	0	0	0	0	1	0	1	0	0	2	
			Women	0	0	0	0	1	0	3	0	0	4	
			Total	0	0	0	0	2	0	4	0	0	6	No
16.0901 French Language and Literature	5 - Bachelor's degree	2	Men	0	0	0	0	0	0	0	0	0	0	
			Women	0	0	0	0	0	0	0	0	0	0	
			Total	0	0	0	0	0	0	0	0	0	0	No
16.0905 Spanish Language and Literature	1 - Awards of less than 1 academic year	1	Men	0	0	0	1	0	0	0	0	0	1	
			Women	0	0	0	1	0	0	7	0	0	8	
			Total	0	0	0	2	0	0	7	0	0	9	No
16.0905 Spanish Language and Literature	5 - Bachelor's degree	1	Men	0	1	0	0	0	0	2	0	0	3	
			Women	0	0	0	0	0	0	5	0	0	5	
			Total	0	1	0	0	0	0	7	0	0	8	No
16.0905 Spanish Language and Literature	7 - Master's degree	1	Men	0	1	0	0	0	0	0	0	0	1	
			Women	0	0	0	0	0	0	0	0	0	0	
			Total	0	1	0	0	0	0	0	0	0	1	No
16.0905 Spanish Language and Literature	5 - Bachelor's degree	2	Men	0	0	0	0	0	0	0	0	0	0	
			Women	0	1	0	0	0	0	1	0	0	2	
			Total	0	1	0	0	0	0	1	0	0	2	No
16.1200 Classics and Classical Languages, Literatures, and Linguistics, General	5 - Bachelor's degree	1	Men	0	0	0	0	0	0	0	0	0	0	
			Women	0	0	0	0	0	0	0	0	0	0	
			Total	0	0	0	0	0	0	0	0	0	0	No
16.1200 Classics and Classical Languages, Literatures, and Linguistics, General	5 - Bachelor's degree	2	Men	0	0	0	0	0	0	0	0	0	0	
			Women	0	0	0	0	0	0	0	0	0	0	
			Total	0	0	0	0	0	0	0	0	0	0	No
16.1603 Sign Language Interpretation and Translation	1 - Awards of less than 1 academic year	1	Men	0	0	0	0	0	0	1	1	0	2	
			Women	0	0	0	0	1	0	18	1	1	21	
			Total	0	0	0	0	1	0	19	2	1	23	No
19.0499 Family and Consumer Economics and Related Services, Other	5 - Bachelor's degree	1	Men	0	0	0	0	0	0	0	0	0	0	
			Women	0	0	0	0	0	0	0	0	0	0	
			Total	0	0	0	0	0	0	0	0	0	0	No
19.0501	5 - Bachelor's degree	1	Men	0	0	0	0	0	0	2	0	0	2	
			Women	0	0	0	0	0	0	18	0	0	18	

CIPCODE	Award Level	Major	Gender	Non Resident Alien	Hispanic / Latino	American Indian or Alaska Native	Asian	Black or African American	Native Hawaiian or Other Pacific Islander	White	Two or more Races	Race/ ethnicity unknown	Total	distance education program
26.0101 Biology/Biological Sciences, General	7 - Master's degree	1	Men	0	0	0	0	0	0	1	0	0	1	
			Women	0	0	0	1	0	0	2	0	0	3	
			Total	0	0	0	1	0	0	3	0	0	4	No
26.0101 Biology/Biological Sciences, General	8 - Post-Master's certificates	1	Men	0	0	0	0	0	0	0	0	0	0	
			Women	0	0	0	0	0	0	0	0	0	0	
			Total	0	0	0	0	0	0	0	0	0	0	No
26.0101 Biology/Biological Sciences, General	5 - Bachelor's degree	2	Men	0	0	0	0	0	0	1	0	0	1	
			Women	0	0	0	0	0	0	0	0	0	0	
			Total	0	0	0	0	0	0	1	0	0	1	No
26.0102 Biomedical Sciences, General	17 - Doctor's degree - research / scholarship	1	Men	1	0	0	0	0	0	1	0	0	2	
			Women	0	0	0	1	0	0	1	0	0	2	
			Total	1	0	0	1	0	0	2	0	0	4	No
26.0202 Biochemistry	5 - Bachelor's degree	1	Men	0	0	0	0	0	0	11	0	0	11	
			Women	0	0	0	1	0	0	7	0	0	8	
			Total	0	0	0	1	0	0	18	0	0	19	No
26.0202 Biochemistry	5 - Bachelor's degree	2	Men	0	0	0	0	0	0	0	0	0	0	
			Women	0	0	0	0	0	0	0	0	0	0	
			Total	0	0	0	0	0	0	0	0	0	0	No
26.0502 Microbiology, General	5 - Bachelor's degree	1	Men	0	0	0	0	0	0	0	0	0	0	
			Women	0	0	0	0	0	0	0	0	0	0	
			Total	0	0	0	0	0	0	0	0	0	0	No
26.0502 Microbiology, General	5 - Bachelor's degree	2	Men	0	0	0	0	0	0	0	0	0	0	
			Women	0	0	0	0	0	0	0	0	0	0	
			Total	0	0	0	0	0	0	0	0	0	0	No
26.0701 Zoology/Animal Biology	5 - Bachelor's degree	1	Men	0	0	0	0	0	0	0	0	0	0	
			Women	0	0	0	0	0	0	0	0	0	0	
			Total	0	0	0	0	0	0	0	0	0	0	No
26.1301 Ecology	5 - Bachelor's degree	1	Men	0	0	0	0	0	0	0	0	0	0	
			Women	0	0	0	0	0	0	0	0	0	0	
			Total	0	0	0	0	0	0	0	0	0	0	No
26.1301 Ecology	5 - Bachelor's degree	2	Men	0	0	0	0	0	0	0	0	0	0	
			Women	0	0	0	0	0	0	0	0	0	0	
			Total	0	0	0	0	0	0	0	0	0	0	No
27.0101 Mathematics, General	5 - Bachelor's degree	1	Men	0	0	0	0	0	0	5	0	0	5	
			Women	0	0	0	0	1	0	4	0	0	5	
			Total	0	0	0	0	1	0	9	0	0	10	No
27.0101 Mathematics, General	7 - Master's degree	1	Men	0	1	0	0	0	0	2	0	0	3	
			Women	0	0	0	0	0	0	3	0	0	3	
			Total	0	1	0	0	0	0	5	0	0	6	No
27.0101 Mathematics, General	5 - Bachelor's degree	2	Men	0	0	0	0	0	0	1	0	0	1	
			Women	0	0	0	0	0	0	2	0	0	2	
			Total	0	0	0	0	0	0	3	0	0	3	No
27.0301 Applied Mathematics, General	1 - Awards of less than 1 academic year	1	Men	0	0	0	0	0	0	5	0	1	6	
			Women	0	0	0	0	0	0	0	0	0	0	
			Total	0	0	0	0	0	0	5	0	1	6	No
27.0301		1	Men	0	0	0	0	0	0	4	0	2	6	

CIPCODE	Award Level	Major	Gender	Non Resident Alien	Hispanic / Latino	American Indian or Alaska Native	Asian	Black or African American	Native Hawaiian or Other Pacific Islander	White	Two or more Races	Race/ ethnicity unknown	Total	distance education program
Applied Mathematics, General	5 - Bachelor's degree		Women	1	0	0	1	0	0	4	0	0	6	
			Total	1	0	0	1	0	0	8	0	2	12	No
27.0301 Applied Mathematics, General	7 - Master's degree	1	Men	0	0	0	0	0	0	7	0	0	7	
			Women	0	0	0	0	0	0	4	0	0	4	
			Total	0	0	0	0	0	0	11	0	0	11	No
27.0301 Applied Mathematics, General	5 - Bachelor's degree	2	Men	0	0	0	0	0	0	2	0	0	2	
			Women	0	0	0	0	0	0	1	0	0	1	
			Total	0	0	0	0	0	0	3	0	0	3	No
27.0501 Statistics, General	5 - Bachelor's degree	1	Men	0	0	0	0	0	0	1	0	0	1	
			Women	0	0	0	0	0	0	2	0	0	2	
			Total	0	0	0	0	0	0	3	0	0	3	No
27.0501 Statistics, General	7 - Master's degree	1	Men	4	0	0	2	0	0	8	0	1	15	
			Women	4	0	0	1	0	0	0	0	0	5	
			Total	8	0	0	3	0	0	8	0	1	20	No
27.0501 Statistics, General	5 - Bachelor's degree	2	Men	0	0	0	0	0	0	1	0	0	1	
			Women	0	0	0	0	0	0	0	0	0	0	
			Total	0	0	0	0	0	0	1	0	0	1	No
30.0501 Peace Studies and Conflict Resolution	1 - Awards of less than 1 academic year	1	Men	0	0	0	0	0	0	5	1	0	6	
			Women	0	0	0	0	1	0	0	0	0	1	
			Total	0	0	0	0	1	0	5	1	0	7	No
30.0501 Peace Studies and Conflict Resolution	6 - Postbaccalaureate certificates	1	Men	0	0	0	0	0	0	0	0	0	0	
			Women	0	0	0	0	0	0	0	0	0	0	
			Total	0	0	0	0	0	0	0	0	0	0	No
30.0801 Mathematics and Computer Science	5 - Bachelor's degree	1	Men	0	4	0	1	0	0	29	4	0	38	
			Women	1	0	0	1	0	0	4	0	0	6	
			Total	1	4	0	2	0	0	33	4	0	44	No
30.0801 Mathematics and Computer Science	5 - Bachelor's degree	2	Men	0	0	0	0	0	0	0	0	0	0	
			Women	0	0	0	0	0	0	0	0	0	0	
			Total	0	0	0	0	0	0	0	0	0	0	No
30.1101 Gerontology	1 - Awards of less than 1 academic year	1	Men	0	0	0	0	0	0	0	0	0	0	
			Women	0	0	0	0	0	0	1	0	0	1	
			Total	0	0	0	0	0	0	1	0	0	1	No
30.1101 Gerontology	6 - Postbaccalaureate certificates	1	Men	0	0	0	0	0	0	0	0	0	0	
			Women	0	0	0	0	0	0	3	0	0	3	
			Total	0	0	0	0	0	0	3	0	0	3	No
30.1101 Gerontology	8 - Post-Master's certificates	1	Men	0	0	0	0	0	0	0	0	0	0	
			Women	0	0	0	0	0	0	0	0	0	0	
			Total	0	0	0	0	0	0	0	0	0	0	No
30.9999 Multi-/Interdisciplinary Studies, Other	3 - Associate's degree	1	Men	0	0	0	0	0	0	6	0	0	6	
			Women	0	0	0	0	0	0	4	0	0	4	
			Total	0	0	0	0	0	0	10	0	0	10	No
30.9999 Multi-/Interdisciplinary Studies, Other	5 - Bachelor's degree	1	Men	0	0	0	0	0	0	0	0	0	0	
			Women	0	0	0	0	0	0	0	0	0	0	
			Total	0	0	0	0	0	0	0	0	0	0	No
30.9999		1	Men	0	0	0	0	0	0	6	0	0	6	
			Women	0	0	0	0	0	0	9	0	0	9	

CIPCODE	Award Level	Major	Gender	Non Resident Alien	Hispanic / Latino	American Indian or Alaska Native	Asian	Black or African American	Native Hawaiian or Other Pacific Islander	White	Two or more Races	Race/ ethnicity unknown	Total	distance education program
Polymer Chemistry	5 - Bachelor's degree		Women	0	0	0	0	0	0	0	0	0	0	
			Total	0	0	0	0	0	0	0	0	0	0	No
40.0601 Geology/Earth Science, General	5 - Bachelor's degree	1	Men	0	0	0	0	0	0	13	0	0	13	
			Women	0	0	1	0	0	0	12	0	0	13	
			Total	0	0	1	0	0	0	25	0	0	26	No
40.0601 Geology/Earth Science, General	7 - Master's degree	1	Men	0	0	0	0	0	0	5	0	0	5	
			Women	1	0	0	0	1	0	2	0	0	4	
			Total	1	0	0	0	1	0	7	0	0	9	No
40.0601 Geology/Earth Science, General	5 - Bachelor's degree	2	Men	0	0	0	0	0	0	0	0	0	0	
			Women	0	0	0	0	0	0	0	0	0	0	
			Total	0	0	0	0	0	0	0	0	0	0	No
40.0603 Geophysics and Seismology	5 - Bachelor's degree	1	Men	0	0	0	0	0	0	0	0	0	0	
			Women	0	0	0	0	0	0	0	0	0	0	
			Total	0	0	0	0	0	0	0	0	0	0	No
40.0603 Geophysics and Seismology	7 - Master's degree	1	Men	0	0	0	0	0	0	1	0	0	1	
			Women	0	0	0	0	0	0	0	0	0	0	
			Total	0	0	0	0	0	0	1	0	0	1	No
40.0603 Geophysics and Seismology	5 - Bachelor's degree	2	Men	0	0	0	0	0	0	0	0	0	0	
			Women	0	0	0	0	0	0	0	0	0	0	
			Total	0	0	0	0	0	0	0	0	0	0	No
40.0801 Physics, General	5 - Bachelor's degree	1	Men	0	0	0	0	0	0	4	0	1	5	
			Women	0	0	0	0	0	0	0	0	0	0	
			Total	0	0	0	0	0	0	4	0	1	5	No
40.0801 Physics, General	7 - Master's degree	1	Men	3	0	0	0	0	0	0	0	0	3	
			Women	3	0	0	0	0	0	0	0	0	3	
			Total	6	0	0	0	0	0	0	0	0	6	No
40.0801 Physics, General	5 - Bachelor's degree	2	Men	0	0	0	0	0	0	0	0	0	0	
			Women	0	0	0	0	0	0	0	0	0	0	
			Total	0	0	0	0	0	0	0	0	0	0	No
40.0899 Physics, Other	1 - Awards of less than 1 academic year	1	Men	0	0	0	0	0	0	0	0	0	0	
			Women	0	0	0	0	0	0	0	0	0	0	
			Total	0	0	0	0	0	0	0	0	0	0	No
42.0101 Psychology, General	5 - Bachelor's degree	1	Men	0	3	0	0	2	0	34	2	0	41	
			Women	2	4	0	2	11	0	72	6	2	99	
			Total	2	7	0	2	13	0	106	8	2	140	No
42.0101 Psychology, General	7 - Master's degree	1	Men	0	0	0	0	0	0	0	0	0	0	
			Women	0	0	0	0	0	0	0	0	0	0	
			Total	0	0	0	0	0	0	0	0	0	0	No
42.0101 Psychology, General	5 - Bachelor's degree	2	Men	0	0	0	0	1	0	0	0	0	1	
			Women	0	0	0	0	0	0	0	0	0	0	
			Total	0	0	0	0	1	0	0	0	0	1	No
42.2709 Psychopharmacology	7 - Master's degree	1	Men	0	0	0	0	0	0	2	0	0	2	
			Women	0	0	0	0	0	0	5	1	1	7	
			Total	0	0	0	0	0	0	7	1	1	9	No
42.2803 Counseling Psychology	7 - Master's degree	1	Men	0	0	0	0	0	0	0	0	0	0	
			Women	0	1	0	1	0	0	4	0	0	6	

CIPCODE	Award Level	Major	Gender	Non Resident Alien	Hispanic / Latino	American Indian or Alaska Native	Asian	Black or African American	Native Hawaiian or Other Pacific Islander	White	Two or more Races	Race/ ethnicity unknown	Total	distance education program
Dance, General	5 - Bachelor's degree		Women	0	0	0	0	0	0	0	0	0	0	
			Total	0	0	0	0	0	0	0	0	0	0	No
50.0409 Graphic Design	5 - Bachelor's degree	1	Men	0	1	0	0	0	0	17	1	1	20	
			Women	0	0	0	1	1	0	11	0	0	13	
			Total	0	1	0	1	1	0	28	1	1	33	No
50.0409 Graphic Design	5 - Bachelor's degree	2	Men	0	0	0	0	0	0	0	0	0	0	
			Women	0	0	0	0	0	0	0	0	0	0	
			Total	0	0	0	0	0	0	0	0	0	0	No
50.0501 Drama and Dramatics/Theatre Arts, General	5 - Bachelor's degree	1	Men	0	0	0	0	2	0	2	0	0	4	
			Women	0	0	0	0	0	0	1	0	0	1	
			Total	0	0	0	0	2	0	3	0	0	5	No
50.0501 Drama and Dramatics/Theatre Arts, General	7 - Master's degree	1	Men	0	0	0	0	0	0	4	0	0	4	
			Women	0	0	0	0	0	0	1	0	0	1	
			Total	0	0	0	0	0	0	5	0	0	5	No
50.0501 Drama and Dramatics/Theatre Arts, General	5 - Bachelor's degree	2	Men	0	0	0	0	0	0	0	0	0	0	
			Women	0	0	0	0	0	0	0	0	0	0	
			Total	0	0	0	0	0	0	0	0	0	0	No
50.0605 Photography	5 - Bachelor's degree	1	Men	0	0	0	0	1	0	1	0	0	2	
			Women	0	0	0	0	0	0	3	0	0	3	
			Total	0	0	0	0	1	0	4	0	0	5	No
50.0605 Photography	5 - Bachelor's degree	2	Men	0	0	0	0	0	0	0	0	0	0	
			Women	0	0	0	0	0	0	0	0	0	0	
			Total	0	0	0	0	0	0	0	0	0	0	No
50.0702 Fine/Studio Arts, General	5 - Bachelor's degree	1	Men	1	0	0	0	2	0	6	1	1	11	
			Women	0	0	0	1	0	0	9	1	0	11	
			Total	1	0	0	1	2	0	15	2	1	22	No
50.0702 Fine/Studio Arts, General	5 - Bachelor's degree	2	Men	0	0	0	0	0	0	0	0	0	0	
			Women	0	0	0	0	0	0	0	0	0	0	
			Total	0	0	0	0	0	0	0	0	0	0	No
50.0703 Art History, Criticism and Conservation	5 - Bachelor's degree	1	Men	0	0	0	0	0	0	0	0	0	0	
			Women	0	1	0	0	0	0	2	0	0	3	
			Total	0	1	0	0	0	0	2	0	0	3	No
50.0703 Art History, Criticism and Conservation	5 - Bachelor's degree	2	Men	0	0	0	0	0	0	0	0	0	0	
			Women	0	0	0	0	0	0	0	0	0	0	
			Total	0	0	0	0	0	0	0	0	0	0	No
50.0709 Sculpture	5 - Bachelor's degree	1	Men	0	0	0	0	0	0	1	0	0	1	
			Women	0	0	0	0	0	0	0	0	0	0	
			Total	0	0	0	0	0	0	1	0	0	1	No
50.0709 Sculpture	5 - Bachelor's degree	2	Men	0	0	0	0	0	0	0	0	0	0	
			Women	0	0	0	0	0	0	0	0	0	0	
			Total	0	0	0	0	0	0	0	0	0	0	No
50.0710 Printmaking	5 - Bachelor's degree	1	Men	0	0	0	0	0	0	0	0	0	0	
			Women	0	0	0	0	0	0	2	0	0	2	
			Total	0	0	0	0	0	0	2	0	0	2	No
50.0710 Printmaking	5 - Bachelor's degree	2	Men	0	0	0	0	0	0	0	0	0	0	
			Women	0	0	0	0	0	0	1	0	0	1	

CIPCODE	Award Level	Major	Gender	Non Resident Alien	Hispanic / Latino	American Indian or Alaska Native	Asian	Black or African American	Native Hawaiian or Other Pacific Islander	White	Two or more Races	Race/ ethnicity unknown	Total	distance education program
50.0904 Music Theory and Composition	5 - Bachelor's degree	2	Men	0	0	0	0	0	0	0	0	0	0	
			Women	0	0	0	0	0	0	0	0	0	0	
			Total	0	0	0	0	0	0	0	0	0	0	No
50.0906 Conducting	7 - Master's degree	1	Men	0	0	0	0	0	0	0	0	0	0	
			Women	0	0	0	0	0	0	0	0	0	0	
			Total	0	0	0	0	0	0	0	0	0	0	No
50.0907 Keyboard Instruments	1 - Awards of less than 1 academic year	1	Men	0	0	0	0	0	0	0	0	0	0	
			Women	0	0	0	0	0	0	0	0	0	0	
			Total	0	0	0	0	0	0	0	0	0	0	No
50.0907 Keyboard Instruments	5 - Bachelor's degree	1	Men	0	0	0	0	0	0	1	0	0	1	
			Women	0	0	0	0	0	0	0	0	0	0	
			Total	0	0	0	0	0	0	1	0	0	1	No
50.0907 Keyboard Instruments	7 - Master's degree	1	Men	0	0	0	0	0	0	0	0	0	0	
			Women	0	0	0	0	0	0	1	0	0	1	
			Total	0	0	0	0	0	0	1	0	0	1	No
50.0907 Keyboard Instruments	5 - Bachelor's degree	2	Men	0	0	0	0	0	0	0	0	0	0	
			Women	0	0	0	0	0	0	0	0	0	0	
			Total	0	0	0	0	0	0	0	0	0	0	No
50.0908 Voice and Opera	5 - Bachelor's degree	1	Men	0	0	0	0	0	0	0	0	0	0	
			Women	0	0	0	0	0	0	0	0	0	0	
			Total	0	0	0	0	0	0	0	0	0	0	No
50.0908 Voice and Opera	7 - Master's degree	1	Men	0	0	0	0	0	0	1	0	0	1	
			Women	0	0	0	0	0	0	1	0	0	1	
			Total	0	0	0	0	0	0	2	0	0	2	No
50.0908 Voice and Opera	5 - Bachelor's degree	2	Men	0	0	0	0	0	0	0	0	0	0	
			Women	0	0	0	0	0	0	0	0	0	0	
			Total	0	0	0	0	0	0	0	0	0	0	No
50.0910 Jazz/Jazz Studies	5 - Bachelor's degree	1	Men	0	0	0	0	0	0	1	0	0	1	
			Women	0	0	0	0	0	0	0	0	0	0	
			Total	0	0	0	0	0	0	1	0	0	1	No
50.0910 Jazz/Jazz Studies	5 - Bachelor's degree	2	Men	0	0	0	0	0	0	0	0	0	0	
			Women	0	0	0	0	0	0	0	0	0	0	
			Total	0	0	0	0	0	0	0	0	0	0	No
50.0911 Stringed Instruments	5 - Bachelor's degree	1	Men	0	0	0	0	0	0	0	0	0	0	
			Women	0	0	0	0	0	0	1	0	0	1	
			Total	0	0	0	0	0	0	1	0	0	1	No
50.0911 Stringed Instruments	7 - Master's degree	1	Men	3	1	0	0	0	0	2	0	0	6	
			Women	0	0	0	0	0	0	3	0	0	3	
			Total	3	1	0	0	0	0	5	0	0	9	No
50.0911 Stringed Instruments	5 - Bachelor's degree	2	Men	0	0	0	0	0	0	0	0	0	0	
			Women	0	0	0	0	0	0	0	0	0	0	
			Total	0	0	0	0	0	0	0	0	0	0	No
50.1004 Theatre/Theatre Arts Management	7 - Master's degree	1	Men	0	0	0	0	0	0	1	0	0	1	
			Women	0	0	0	0	0	0	2	0	0	2	
			Total	0	0	0	0	0	0	3	0	0	3	No
51.0201		1	Men	0	0	0	0	0	0	1	0	0	1	

CIPCODE	Award Level	Major	Gender	Non Resident Alien	Hispanic / Latino	American Indian or Alaska Native	Asian	Black or African American	Native Hawaiian or Other Pacific Islander	White	Two or more Races	Race/ ethnicity unknown	Total	distance education program
Emergency Medical Technology/Technician (EMT Paramedic)	3 - Associate's degree		Women	0	0	0	0	0	0	0	0	0	0	
			Total	0	0	0	0	0	0	0	0	0	0	No
51.0907 Medical Radiologic Technology/Science - Radiation Therapist	3 - Associate's degree	1	Men	0	0	0	0	0	0	2	0	0	2	
			Women	0	0	0	0	0	0	21	0	0	21	
			Total	0	0	0	0	0	0	23	0	0	23	No
51.0908 Respiratory Care Therapy/Therapist	3 - Associate's degree	1	Men	0	0	0	0	0	0	0	0	0	0	
			Women	0	0	0	0	0	0	0	0	0	0	
			Total	0	0	0	0	0	0	0	0	0	0	No
51.0908 Respiratory Care Therapy/Therapist	5 - Bachelor's degree	1	Men	5	1	0	0	1	0	3	1	0	11	
			Women	1	0	0	1	2	0	9	1	0	14	
			Total	6	1	0	1	3	0	12	2	0	25	No
51.0908 Respiratory Care Therapy/Therapist	5 - Bachelor's degree	2	Men	0	0	0	0	0	0	0	0	0	0	
			Women	0	0	0	0	0	0	0	0	0	0	
			Total	0	0	0	0	0	0	0	0	0	0	No
51.0909 Surgical Technology/Technologist	3 - Associate's degree	1	Men	0	0	0	0	1	0	3	0	0	4	
			Women	0	1	0	0	0	0	7	0	0	8	
			Total	0	1	0	0	1	0	10	0	0	12	No
51.0913 Athletic Training/Trainer	5 - Bachelor's degree	1	Men	0	0	0	0	3	0	18	0	0	21	
			Women	0	0	0	0	4	0	14	3	1	22	
			Total	0	0	0	0	7	0	32	3	1	43	No
51.0913 Athletic Training/Trainer	7 - Master's degree	1	Men	0	0	0	0	0	0	0	0	0	0	
			Women	0	0	0	0	0	0	0	0	0	0	
			Total	0	0	0	0	0	0	0	0	0	0	No
51.0913 Athletic Training/Trainer	5 - Bachelor's degree	2	Men	0	0	0	0	0	0	0	0	0	0	
			Women	0	0	0	0	0	0	0	0	0	0	
			Total	0	0	0	0	0	0	0	0	0	0	No
51.1008 Histologic Technician	3 - Associate's degree	1	Men	0	0	0	0	0	0	0	0	0	0	
			Women	0	0	0	0	0	0	0	0	0	0	
			Total	0	0	0	0	0	0	0	0	0	0	No
51.1008 Histologic Technician	3 - Associate's degree	2	Men	0	0	0	0	0	0	0	0	0	0	
			Women	0	0	0	0	0	0	0	0	0	0	
			Total	0	0	0	0	0	0	0	0	0	0	No
51.1102 Pre-Medicine/Pre-Medical Studies	5 - Bachelor's degree	1	Men	0	0	0	7	0	0	4	0	1	12	
			Women	0	1	0	10	0	0	5	0	0	16	
			Total	0	1	0	17	0	0	9	0	1	28	No
51.1501 Substance Abuse/Addiction Counseling	1 - Awards of less than 1 academic year	1	Men	0	0	0	0	1	0	0	0	0	1	
			Women	0	0	0	0	0	0	3	0	0	3	
			Total	0	0	0	0	1	0	3	0	0	4	No
51.1501 Substance Abuse/Addiction Counseling	3 - Associate's degree	1	Men	0	0	0	0	2	0	4	0	0	6	
			Women	0	0	0	0	0	0	2	0	0	2	
			Total	0	0	0	0	2	0	6	0	0	8	No
51.1505 Marriage and Family Therapy/Counseling	7 - Master's degree	1	Men	0	0	0	0	0	0	2	0	0	2	
			Women	0	1	0	1	1	0	24	1	0	28	
			Total	0	1	0	1	1	0	26	1	0	30	No

CIPCODE	Award Level	Major	Gender	Non Resident Alien	Hispanic / Latino	American Indian or Alaska Native	Asian	Black or African American	Native Hawaiian or Other Pacific Islander	White	Two or more Races	Race/ ethnicity unknown	Total	distance education program
51.2201 Public Health, General	7 - Master's degree	1	Men	0	0	0	0	0	0	0	0	0	0	
			Women	0	0	0	0	0	0	1	0	0	1	
			Total	0	0	0	0	0	0	1	0	0	1	Yes
51.2308 Physical Therapy/Therapist	5 - Bachelor's degree	1	Men	0	0	0	2	1	0	19	1	1	24	
			Women	0	2	0	0	3	0	25	1	3	34	
			Total	0	2	0	2	4	0	44	2	4	58	No
51.3101 Dietetics/Dietitian	5 - Bachelor's degree	1	Men	0	0	0	0	0	0	6	0	0	6	
			Women	1	0	0	1	0	0	24	0	2	28	
			Total	1	0	0	1	0	0	30	0	2	34	No
51.3801 Registered Nursing/Registered Nurse	5 - Bachelor's degree	1	Men	0	0	0	1	0	0	37	2	1	41	
			Women	1	8	1	3	11	0	188	5	5	222	
			Total	1	8	1	4	11	0	225	7	6	263	Yes
51.3801 Registered Nursing/Registered Nurse	6 - Postbaccalaureate certificates	1	Men	0	0	0	0	0	0	0	0	0	0	
			Women	0	0	0	0	0	0	2	0	0	2	
			Total	0	0	0	0	0	0	2	0	0	2	No
51.3801 Registered Nursing/Registered Nurse	7 - Master's degree	1	Men	0	0	0	0	0	0	15	0	2	17	
			Women	0	1	0	1	4	0	33	2	0	41	
			Total	0	1	0	1	4	0	48	2	2	58	No
51.3801 Registered Nursing/Registered Nurse	8 - Post-Master's certificates	1	Men	0	0	0	0	0	0	0	0	0	0	
			Women	0	0	0	0	0	0	0	0	0	0	
			Total	0	0	0	0	0	0	0	0	0	0	No
51.3801 Registered Nursing/Registered Nurse	17 - Doctor's degree - research / scholarship	1	Men	0	0	0	0	0	0	0	0	0	0	
			Women	0	0	0	0	0	0	0	0	1	1	
			Total	0	0	0	0	0	0	0	0	1	1	No
51.3818 Nursing Practice	7 - Master's degree	1	Men	0	0	0	0	0	0	0	0	0	0	
			Women	0	0	0	0	0	0	0	0	0	0	
			Total	0	0	0	0	0	0	0	0	0	0	No
51.3818 Nursing Practice	17 - Doctor's degree - research / scholarship	1	Men	0	0	0	0	0	0	0	0	0	0	
			Women	0	0	0	0	0	0	0	0	0	0	
			Total	0	0	0	0	0	0	0	0	0	0	No
51.3818 Nursing Practice	18 - Doctor's degree - professional practice	1	Men	0	0	0	0	0	0	0	0	0	0	
			Women	0	0	0	0	3	0	3	0	0	6	
			Total	0	0	0	0	3	0	3	0	0	6	No
51.3821 Geriatric Nurse/Nursing	6 - Postbaccalaureate certificates	1	Men	0	0	0	0	0	0	0	0	0	0	
			Women	0	0	0	0	0	0	1	0	0	1	
			Total	0	0	0	0	0	0	1	0	0	1	No
51.3821 Geriatric Nurse/Nursing	7 - Master's degree	1	Men	0	0	0	0	0	0	1	0	0	1	
			Women	0	1	0	0	5	0	20	0	1	27	
			Total	0	1	0	0	5	0	21	0	1	28	No
51.3821 Geriatric Nurse/Nursing	8 - Post-Master's certificates	1	Men	0	0	0	0	0	0	0	0	0	0	
			Women	0	0	0	0	0	0	0	0	0	0	
			Total	0	0	0	0	0	0	0	0	0	0	No
52.0101 Business/Commerce, General	5 - Bachelor's degree	1	Men	2	0	0	0	27	0	78	2	2	111	
			Women	0	4	0	0	18	0	61	4	2	89	
			Total	2	4	0	0	45	0	139	6	4	200	No

CIPCODE	Award Level	Major	Gender	Non Resident Alien	Hispanic / Latino	American Indian or Alaska Native	Asian	Black or African American	Native Hawaiian or Other Pacific Islander	White	Two or more Races	Race/ ethnicity unknown	Total	distance education program
52.0201 Business Administration and Management, General	1 - Awards of less than 1 academic year	1	Men	0	0	0	0	2	0	1	0	1	4	
			Women	0	0	0	0	0	0	2	0	0	2	
			Total	0	0	0	0	2	0	3	0	1	6	No
52.0201 Business Administration and Management, General	3 - Associate's degree	1	Men	0	0	0	0	1	0	1	1	0	3	
			Women	0	0	0	0	1	0	3	0	1	5	
			Total	0	0	0	0	2	0	4	1	1	8	No
52.0201 Business Administration and Management, General	5 - Bachelor's degree	1	Men	1	1	0	2	4	0	17	1	0	26	
			Women	0	0	0	1	0	0	13	1	0	15	
			Total	1	1	0	3	4	0	30	2	0	41	No
52.0201 Business Administration and Management, General	7 - Master's degree	1	Men	1	1	0	0	0	0	14	0	0	16	
			Women	3	0	0	0	0	0	11	0	0	14	
			Total	4	1	0	0	0	0	25	0	0	30	No
52.0201 Business Administration and Management, General	5 - Bachelor's degree	2	Men	0	0	0	0	0	0	0	0	0	0	
			Women	0	0	0	0	0	0	1	0	0	1	
			Total	0	0	0	0	0	0	1	0	0	1	No
52.0203 Logistics, Materials, and Supply Chain Management	7 - Master's degree	1	Men	4	0	0	0	1	0	6	0	0	11	
			Women	2	0	0	0	0	0	2	0	0	4	
			Total	6	0	0	0	1	0	8	0	0	15	No
52.0204 Office Management and Supervision	1 - Awards of less than 1 academic year	1	Men	0	0	0	0	0	0	1	0	0	1	
			Women	0	0	0	0	1	0	1	0	0	2	
			Total	0	0	0	0	1	0	2	0	0	3	No
52.0204 Office Management and Supervision	3 - Associate's degree	1	Men	0	0	0	0	0	0	0	0	0	0	
			Women	0	0	0	0	0	0	0	0	0	0	
			Total	0	0	0	0	0	0	0	0	0	0	No
52.0205 Operations Management and Supervision	5 - Bachelor's degree	1	Men	0	0	0	3	1	0	21	0	1	26	
			Women	1	0	0	0	1	0	6	0	0	8	
			Total	1	0	0	3	2	0	27	0	1	34	No
52.0205 Operations Management and Supervision	6 - Postbaccalaureate certificates	1	Men	0	0	0	0	0	0	0	0	0	0	
			Women	0	0	0	0	0	0	0	0	0	0	
			Total	0	0	0	0	0	0	0	0	0	0	No
52.0205 Operations Management and Supervision	8 - Post-Master's certificates	1	Men	0	0	0	0	0	0	0	0	0	0	
			Women	0	0	0	0	0	0	0	0	0	0	
			Total	0	0	0	0	0	0	0	0	0	0	No
52.0205 Operations Management and Supervision	5 - Bachelor's degree	2	Men	0	0	0	1	0	0	4	0	0	5	
			Women	0	0	0	0	0	0	3	0	0	3	
			Total	0	0	0	1	0	0	7	0	0	8	No
52.0208 E-Commerce/Electronic Commerce	5 - Bachelor's degree	1	Men	0	0	0	0	0	0	0	0	0	0	
			Women	0	0	0	0	0	0	0	0	0	0	
			Total	0	0	0	0	0	0	0	0	0	0	No
52.0208 E-Commerce/Electronic Commerce	5 - Bachelor's degree	2	Men	0	0	0	0	0	0	0	0	0	0	
			Women	0	0	0	0	0	0	0	0	0	0	
			Total	0	0	0	0	0	0	0	0	0	0	No
52.0213 Organizational Leadership	7 - Master's degree	1	Men	0	0	0	0	0	0	0	0	0	0	
			Women	0	0	0	0	0	0	0	0	0	0	
			Total	0	0	0	0	0	0	0	0	0	0	No
52.0299		1	Men	1	0	0	1	2	0	13	0	1	18	

CIPCODE	Award Level	Major	Gender	Non Resident Alien	Hispanic / Latino	American Indian or Alaska Native	Asian	Black or African American	Native Hawaiian or Other Pacific Islander	White	Two or more Races	Race/ ethnicity unknown	Total	distance education program
Business Administration, Management and Operations, Other	7 - Master's degree		Women	2	0	0	0	1	0	11	0	1	15	
			Total	3	0	0	1	3	0	24	0	2	33	No
52.0301 Accounting	5 - Bachelor's degree	1	Men	0	1	0	4	1	0	61	2	4	73	
			Women	1	1	1	3	3	0	30	1	0	40	
			Total	1	2	1	7	4	0	91	3	4	113	No
52.0301 Accounting	7 - Master's degree	1	Men	5	0	0	1	1	0	12	0	0	19	
			Women	7	0	0	1	0	0	5	0	0	13	
			Total	12	0	0	2	1	0	17	0	0	32	No
52.0301 Accounting	5 - Bachelor's degree	2	Men	0	0	0	0	0	0	0	0	0	0	
			Women	0	0	0	0	0	0	0	0	0	0	
			Total	0	0	0	0	0	0	0	0	0	0	No
52.0302 Accounting Technology/Technician and Bookkeeping	1 - Awards of less than 1 academic year	1	Men	0	0	0	0	0	0	0	0	0	0	
			Women	0	0	0	0	0	0	0	0	0	0	
			Total	0	0	0	0	0	0	0	0	0	0	No
52.0302 Accounting Technology/Technician and Bookkeeping	3 - Associate's degree	1	Men	0	0	0	0	0	0	0	0	0	0	
			Women	0	0	0	0	1	0	0	0	0	1	
			Total	0	0	0	0	1	0	0	0	0	1	No
52.0399 Accounting and Related Services, Other	7 - Master's degree	1	Men	0	0	0	0	0	0	0	0	0	0	
			Women	0	0	0	0	0	0	0	0	0	0	
			Total	0	0	0	0	0	0	0	0	0	0	No
52.0401 Administrative Assistant and Secretarial Science, General	1 - Awards of less than 1 academic year	1	Men	0	0	0	0	0	0	0	0	0	0	
			Women	0	0	0	0	0	0	0	0	0	0	
			Total	0	0	0	0	0	0	0	0	0	0	No
52.0401 Administrative Assistant and Secretarial Science, General	3 - Associate's degree	1	Men	0	0	0	0	0	0	0	0	0	0	
			Women	0	0	0	0	0	0	0	0	0	0	
			Total	0	0	0	0	0	0	0	0	0	0	No
52.0402 Executive Assistant/Executive Secretary	1 - Awards of less than 1 academic year	1	Men	0	0	0	0	0	0	0	0	0	0	
			Women	0	0	0	0	0	0	0	0	0	0	
			Total	0	0	0	0	0	0	0	0	0	0	No
52.0408 General Office Occupations and Clerical Services	1 - Awards of less than 1 academic year	1	Men	0	0	0	0	0	0	0	0	0	0	
			Women	0	0	0	0	0	0	0	0	0	0	
			Total	0	0	0	0	0	0	0	0	0	0	No
52.0701 Entrepreneurship/Entrepreneurial Studies	1 - Awards of less than 1 academic year	1	Men	0	0	0	0	0	0	0	0	0	0	
			Women	0	0	0	0	0	0	0	0	0	0	
			Total	0	0	0	0	0	0	0	0	0	0	No
52.0701 Entrepreneurship/Entrepreneurial Studies	7 - Master's degree	1	Men	0	0	0	0	0	0	0	0	0	0	
			Women	0	0	0	0	0	0	0	0	0	0	
			Total	0	0	0	0	0	0	0	0	0	0	No
52.0703 Small Business Administration/Management	1 - Awards of less than 1 academic year	1	Men	0	0	0	0	0	0	0	0	0	0	
			Women	0	0	0	0	0	0	0	0	0	0	
			Total	0	0	0	0	0	0	0	0	0	0	No
52.0703 Small Business Administration/Management	3 - Associate's degree	1	Men	0	0	0	0	2	0	2	0	0	4	
			Women	0	0	0	0	0	0	1	0	0	1	

99.0000 Summary Grand Totals	Award Level	Nonresident alien	Hispanic Latino	American Indian or Alaska Native	Asian	Black or African American	Native Hawaiian or Other Pacific Islander	White	Two or more Races	Race/ethnicity unknown	Total	PY Total
Women		0	0	0	0	0	0	0	0	0	0	0
Total		0	0	0	0	0	0	0	0	0	0	0
Bachelor's degree	5											
Men		1	4	0	2	5	0	96	2	0	110	71
Women		1	4	0	1	5	1	96	4	1	113	62
Total		2	8	0	3	10	1	192	6	1	223	133

Grand Total Men		1	4	0	2	5	0	96	2	0	110	71
Grand Total Women		1	4	0	1	5	1	96	4	1	113	62
Grand Total		2	8	0	3	10	1	192	6	1	223	133

PY Grand Total Men		0	2	0	2	8	0	58	1	0		71
PY Grand Total Women		1	2	0	1	2	0	52	0	4		62
PY Grand Total		1	4	0	3	10	0	110	1	4		133

All Completers

Institutions must report the following information. (Some data will be pre-populated from the completions by CIP code data.)

All Completers

Number of students by gender and race and ethnicity earning an award between July 1, 2015 and June 30, 2016. Count each student only once, regardless of how many awards he/she earned. The intent of this screen is to collect an unduplicated count of total numbers of *completers*.

- Report Hispanic/Latino individuals of any race as Hispanic/Latino
- Report race for non-Hispanic/Latino individuals only

	Men		Women		Total Students
	Number of Students	Total Awards	Number of Students	Total Awards	
<u>Nonresident alien</u>	251	261	136	137	387
<u>Hispanic/Latino</u>	48	48	62	66	110
<u>American Indian or Alaska Native</u>	0	0	5	5	5
<u>Asian</u>	54	59	72	75	126
<u>Black or African American</u>	187	207	260	292	447
<u>Native Hawaiian or Other Pacific Islander</u>	1	1	2	2	3
<u>White</u>	1,759	1,889	1,904	2,072	3,663
<u>Two or more races</u>	60	67	71	85	131
<u>Race and ethnicity unknown</u>	63	70	59	61	122
TOTAL	2,423	2,602	2,571	2,795	4,994
PY TOTAL	2,427		2,635		5,062

Completers by Level

Institutions must report the following information. This screen will be shown for each of the following award categories for which completions have been reported:

- Less than 1-year certificates
- At least 1 but less than 4-year certificates
- Associate's degrees
- Bachelor's degrees
- Master's degrees
- Doctor's degrees
- Postbaccalaureate and post-master's certificates

Less than 1-year certificates

Number of students by gender, by race and ethnicity, and by age earning this award between July 1, 2015 and June 30, 2016. Each student should be counted once per award level. For example, if a student earned a master's degree and a doctor's degree, he/she should be counted once in master's and once in doctor's. A student earning two master's degrees should be counted only once.

- Report Hispanic/Latino individuals of any race as Hispanic/Latino
- Report race for non-Hispanic/Latino individuals only

	Number of Students	Total Awards
By Gender		
Men	<input type="text" value="63"/>	63
Women	<input type="text" value="139"/>	139
TOTAL	202	202
PY TOTAL	194	

By Race/Ethnicity

<u>Nonresident alien</u>	<input type="text" value="5"/>	5
<u>Hispanic/Latino</u>	<input type="text" value="1"/>	1
<u>American Indian or Alaska Native</u>	<input type="text" value="0"/>	0
<u>Asian</u>	<input type="text" value="4"/>	4
<u>Black or African American</u>	<input type="text" value="20"/>	20
<u>Native Hawaiian or Other Pacific Islander</u>	<input type="text" value="0"/>	0

<u>White</u>	<input type="text" value="159"/>	159
Two or more races	<input type="text" value="8"/>	8
<u>Race and ethnicity unknown</u>	<input type="text" value="5"/>	5
TOTAL	202	202



By Age		
Under 18	<input type="text" value="0"/>	
18-24	<input type="text" value="145"/>	
25-39	<input type="text" value="39"/>	
40 and Above	<input type="text" value="18"/>	
Age Unknown	<input type="text"/>	
TOTAL	202	202

Completers by Level

Institutions must report the following information. This screen will be shown for each of the following award categories for which completions have been reported:

- Less than 1-year certificates
- At least 1 but less than 4-year certificates
- Associate's degrees
- Bachelor's degrees
- Master's degrees
- Doctor's degrees
- Postbaccalaureate and post-master's certificates

At least 1 but less than 4-year certificates

Number of students by gender, by race and ethnicity, and by age earning this award between July 1, 2015 and June 30, 2016. Each student should be counted once per award level. For example, if a student earned a master's degree and a doctor's degree, he/she should be counted once in master's and once in doctor's. A student earning two master's degrees should be counted only once.

- Report Hispanic/Latino individuals of any race as Hispanic/Latino
- Report race for non-Hispanic/Latino individuals only


	Number of Students	Total Awards
By Gender		
Men	<input type="text" value="0"/>	0
Women	<input type="text" value="4"/>	4
TOTAL	4	4
PY TOTAL	6	

By Race/Ethnicity

<u>Nonresident alien</u>	<input type="text" value="0"/>	0
<u>Hispanic/Latino</u>	<input type="text" value="1"/>	1
<u>American Indian or Alaska Native</u>	<input type="text" value="0"/>	0
<u>Asian</u>	<input type="text" value="0"/>	0
<u>Black or African American</u>	<input type="text" value="0"/>	0
<u>Native Hawaiian or Other Pacific Islander</u>	<input type="text" value="0"/>	0

<u>White</u>	<input type="text" value="3"/>	3
Two or more races	<input type="text" value="0"/>	0
<u>Race and ethnicity unknown</u>	<input type="text" value="0"/>	0
TOTAL	4	4

--	--	--

 **By Age**

Under 18	<input type="text"/>	
18-24	<input type="text" value="1"/>	
25-39	<input type="text" value="1"/>	
40 and Above	<input type="text" value="2"/>	
Age Unknown	<input type="text"/>	
TOTAL	4	4

Completers by Level

Institutions must report the following information. This screen will be shown for each of the following award categories for which completions have been reported:

- Less than 1-year certificates
- At least 1 but less than 4-year certificates
- Associate's degrees
- Bachelor's degrees
- Master's degrees
- Doctor's degrees
- Postbaccalaureate and post-master's certificates

Associate's degrees

Number of students by gender, by race and ethnicity, and by age earning this award between July 1, 2015 and June 30, 2016. Each student should be counted once per award level. For example, if a student earned a master's degree and a doctor's degree, he/she should be counted once in master's and once in doctor's. A student earning two master's degrees should be counted only once.


- Report Hispanic/Latino individuals of any race as Hispanic/Latino
- Report race for non-Hispanic/Latino individuals only


	Number of Students	Total Awards
By Gender		
Men	<input type="text" value="337"/>	337
Women	<input type="text" value="279"/>	279
TOTAL	616	616
PY TOTAL	650	

By Race/Ethnicity

<u>Nonresident alien</u>	<input type="text" value="7"/>	7
<u>Hispanic/Latino</u>	<input type="text" value="13"/>	13
<u>American Indian or Alaska Native</u>	<input type="text" value="0"/>	0
<u>Asian</u>	<input type="text" value="10"/>	10
<u>Black or African American</u>	<input type="text" value="128"/>	128
<u>Native Hawaiian or Other Pacific Islander</u>	<input type="text" value="0"/>	0

<u>White</u>	<input type="text" value="406"/>	406
Two or more races	<input type="text" value="35"/>	35
<u>Race and ethnicity unknown</u>	<input type="text" value="17"/>	17
TOTAL	616	616



 **By Age**

Under 18	<input type="text"/>	
18-24	<input type="text" value="343"/>	
25-39	<input type="text" value="193"/>	
40 and Above	<input type="text" value="80"/>	
Age Unknown	<input type="text"/>	
TOTAL	616	616

Completers by Level

Institutions must report the following information. This screen will be shown for each of the following award categories for which completions have been reported:

- Less than 1-year certificates
- At least 1 but less than 4-year certificates
- Associate's degrees
- Bachelor's degrees
- Master's degrees
- Doctor's degrees
- Postbaccalaureate and post-master's certificates

Bachelor's degrees

Number of students by gender, by race and ethnicity, and by age earning this award between July 1, 2015 and June 30, 2016. Each student should be counted once per award level. For example, if a student earned a master's degree and a doctor's degree, he/she should be counted once in master's and once in doctor's. A student earning two master's degrees should be counted only once.


- Report Hispanic/Latino individuals of any race as Hispanic/Latino
- Report race for non-Hispanic/Latino individuals only

	Number of Students	Total Awards
By Gender		
Men	1,513	1,513
Women	1,600	1,600
TOTAL	3,113	3,113
PY TOTAL	3,090	

By Race/Ethnicity

<u>Nonresident alien</u>	53	53
<u>Hispanic/Latino</u>	72	72
<u>American Indian or Alaska Native</u>	4	4
<u>Asian</u>	89	89
<u>Black or African American</u>	273	273
<u>Native Hawaiian or Other Pacific Islander</u>	2	2

<u>White</u>	<input type="text" value="2,466"/>	2,466
Two or more races	<input type="text" value="83"/>	83
<u>Race and ethnicity unknown</u>	<input type="text" value="71"/>	71
TOTAL	3,113	3,113



By Age		
Under 18	<input type="text"/>	
18-24	<input type="text" value="1,933"/>	
25-39	<input type="text" value="978"/>	
40 and Above	<input type="text" value="202"/>	
Age Unknown	<input type="text"/>	
TOTAL	3,113	3,113

Completers by Level

Institutions must report the following information. This screen will be shown for each of the following award categories for which completions have been reported:

- Less than 1-year certificates
- At least 1 but less than 4-year certificates
- Associate's degrees
- Bachelor's degrees
- Master's degrees
- Doctor's degrees
- Postbaccalaureate and post-master's certificates

Master's degrees

Number of students by gender, by race and ethnicity, and by age earning this award between July 1, 2015 and June 30, 2016. Each student should be counted once per award level. For example, if a student earned a master's degree and a doctor's degree, he/she should be counted once in master's and once in doctor's. A student earning two master's degrees should be counted only once.

- Report Hispanic/Latino individuals of any race as Hispanic/Latino
- Report race for non-Hispanic/Latino individuals only

	Number of Students	Total Awards
By Gender		
Men	508	508
Women	613	613
TOTAL	1,121	1,121
PY TOTAL	1,103	

By Race/Ethnicity

<u>Nonresident alien</u>	267	267
<u>Hispanic/Latino</u>	20	20
<u>American Indian or Alaska Native</u>	0	0
<u>Asian</u>	22	22
<u>Black or African American</u>	64	64
<u>Native Hawaiian or Other Pacific Islander</u>	0	0

<u>White</u>	<input type="text" value="705"/>	705
Two or more races	<input type="text" value="19"/>	19
<u>Race and ethnicity unknown</u>	<input type="text" value="24"/>	24
TOTAL	1,121	1,121



By Age

Under 18	<input type="text"/>	
18-24	<input type="text" value="184"/>	
25-39	<input type="text" value="811"/>	
40 and Above	<input type="text" value="126"/>	
Age Unknown	<input type="text"/>	
TOTAL	1,121	1,121

Completers by Level

Institutions must report the following information. This screen will be shown for each of the following award categories for which completions have been reported:

- Less than 1-year certificates
- At least 1 but less than 4-year certificates
- Associate's degrees
- Bachelor's degrees
- Master's degrees
- Doctor's degrees
- Postbaccalaureate and post-master's certificates

Doctor's degrees

Number of students by gender, by race and ethnicity, and by age earning this award between July 1, 2015 and June 30, 2016. Each student should be counted once per award level. For example, if a student earned a master's degree and a doctor's degree, he/she should be counted once in master's and once in doctor's. A student earning two master's degrees should be counted only once.


- Report Hispanic/Latino individuals of any race as Hispanic/Latino
- Report race for non-Hispanic/Latino individuals only


	Number of Students	Total Awards
By Gender		
Men	<input type="text" value="150"/>	150
Women	<input type="text" value="115"/>	115
TOTAL	265	265
PY TOTAL	273	

By Race/Ethnicity

<u>Nonresident alien</u>	<input type="text" value="61"/>	61
<u>Hispanic/Latino</u>	<input type="text" value="7"/>	7
<u>American Indian or Alaska Native</u>	<input type="text" value="1"/>	1
<u>Asian</u>	<input type="text" value="8"/>	8
<u>Black or African American</u>	<input type="text" value="13"/>	13
<u>Native Hawaiian or Other Pacific Islander</u>	<input type="text" value="1"/>	1

<u>White</u>	<input type="text" value="159"/>	159
Two or more races	<input type="text" value="4"/>	4
<u>Race and ethnicity unknown</u>	<input type="text" value="11"/>	11
TOTAL	265	265



 **By Age**

Under 18	<input type="text"/>	
18-24	<input type="text" value="5"/>	
25-39	<input type="text" value="227"/>	
40 and Above	<input type="text" value="33"/>	
Age Unknown	<input type="text"/>	
TOTAL	265	265

Completers by Level

Institutions must report the following information. This screen will be shown for each of the following award categories for which completions have been reported:

- Less than 1-year certificates
- At least 1 but less than 4-year certificates
- Associate's degrees
- Bachelor's degrees
- Master's degrees
- Doctor's degrees
- Postbaccalaureate and post-master's certificates

Postbaccalaureate and post-master's certificates

Number of students by gender, by race and ethnicity, and by age earning this award between July 1, 2015 and June 30, 2016. Each student should be counted once per award level. For example, if a student earned a master's degree and a doctor's degree, he/she should be counted once in master's and once in doctor's. A student earning two master's degrees should be counted only once.


- Report Hispanic/Latino individuals of any race as Hispanic/Latino
- Report race for non-Hispanic/Latino individuals only


	Number of Students	Total Awards
By Gender		
Men	<input type="text" value="31"/>	31
Women	<input type="text" value="45"/>	45
TOTAL	76	76
PY TOTAL	79	

By Race/Ethnicity

<u>Nonresident alien</u>	<input type="text" value="5"/>	5
<u>Hispanic/Latino</u>	<input type="text" value="0"/>	0
<u>American Indian or Alaska Native</u>	<input type="text" value="0"/>	0
<u>Asian</u>	<input type="text" value="1"/>	1
<u>Black or African American</u>	<input type="text" value="1"/>	1
<u>Native Hawaiian or Other Pacific Islander</u>	<input type="text" value="0"/>	0

<u>White</u>	<input type="text" value="63"/>	63
Two or more races	<input type="text" value="3"/>	3
<u>Race and ethnicity unknown</u>	<input type="text" value="3"/>	3
TOTAL	76	76



 **By Age**

Under 18	<input type="text"/>	
18-24	<input type="text" value="1"/>	
25-39	<input type="text" value="51"/>	
40 and Above	<input type="text" value="24"/>	
Age Unknown	<input type="text"/>	
TOTAL	76	76

Summary

IPEDS collects important information regarding your institution. All data reported in IPEDS survey components become available in the IPEDS Data Center and appear as aggregated data in various Department of Education reports. Additionally, some of the reported data appears specifically for your institution through the College Navigator website and is included in your institution's Data Feedback Report (DFR). The purpose of this summary is to provide you an opportunity to view some of the data that, when accepted through the IPEDS quality control process, will appear on the College Navigator website and/or your DFR. College Navigator is updated approximately three months after the data collection period closes and Data Feedback Reports will be available through the [Data Center](#) and sent to your institution's CEO in November 2016.

Please review your data for accuracy. If you have questions about the data displayed below after reviewing the data reported on the survey screens, please contact the IPEDS Help Desk at: 1-877-225-2568 or ipedshelp@rti.org.

Summary of Completions Data

Award Level	Number of Completions	
	1 st major	2 nd major
<u>Postsecondary award, certificate, or diploma (less than 1 academic year)</u>	202	0
<u>Postsecondary award, certificate, or diploma (at least 1 but less than 2 academic years)</u>	4	0
<u>Associate's degree</u>	616	0
<u>Bachelors degree or equivalent</u>	3,113	223
<u>Postbaccalaureate certificate</u>	40	0
<u>Master's degree</u>	1,121	0
<u>Post-master's certificate</u>	36	0
<u>Doctor's degree - research/scholarship</u>	124	0
<u>Doctor's degree - professional practice</u>	141	0
Total number of degrees and certificates	5,397	

Summary of Completers Data

	Number of Students		
	Men	Women	Total
All Completers	2,423	2,571	4,994

Completions

University of Akron Main Campus (200800)

Source	Description	Severity	Resolved	Options
Global Edits				
Perform Edits	Current year completions (55) are outside the expected range when compared to completions reported in the prior year (34) for: Men, 2-digit field (11), award level (7). Please correct your data or explain. (Error #10504)	Explanation	Yes	
Reason:	The requirement to complete a thesis was dropped allowing more students to graduate with this degree			
Perform Edits	Current year completions (41) are outside the expected range when compared to completions reported in the prior year (24) for: Men, 2-digit field (42), award level (5). Please correct your data or explain. (Error #10503)	Explanation	Yes	
Reason:	The number of credits needed to graduate were decreased resulting in more graduates.			
Perform Edits	Current year completions (25) are outside the expected range when compared to completions reported in the prior year (9) for: Men, 2-digit field (50), award level (7). Please correct your data or explain. (Error #10503)	Explanation	Yes	
Reason:	The offering of distance education courses increased number if degrees conferred.			
Perform Edits	Current year completions (56) are outside the expected range when compared to completions reported in the prior year (18) for: Women, 2-digit field (51), award level (1). Please correct your data or explain. (Error #10505)	Explanation	Yes	
Reason:	The program was new last year. In the second year the program proved to be popular and enrollment increased.			